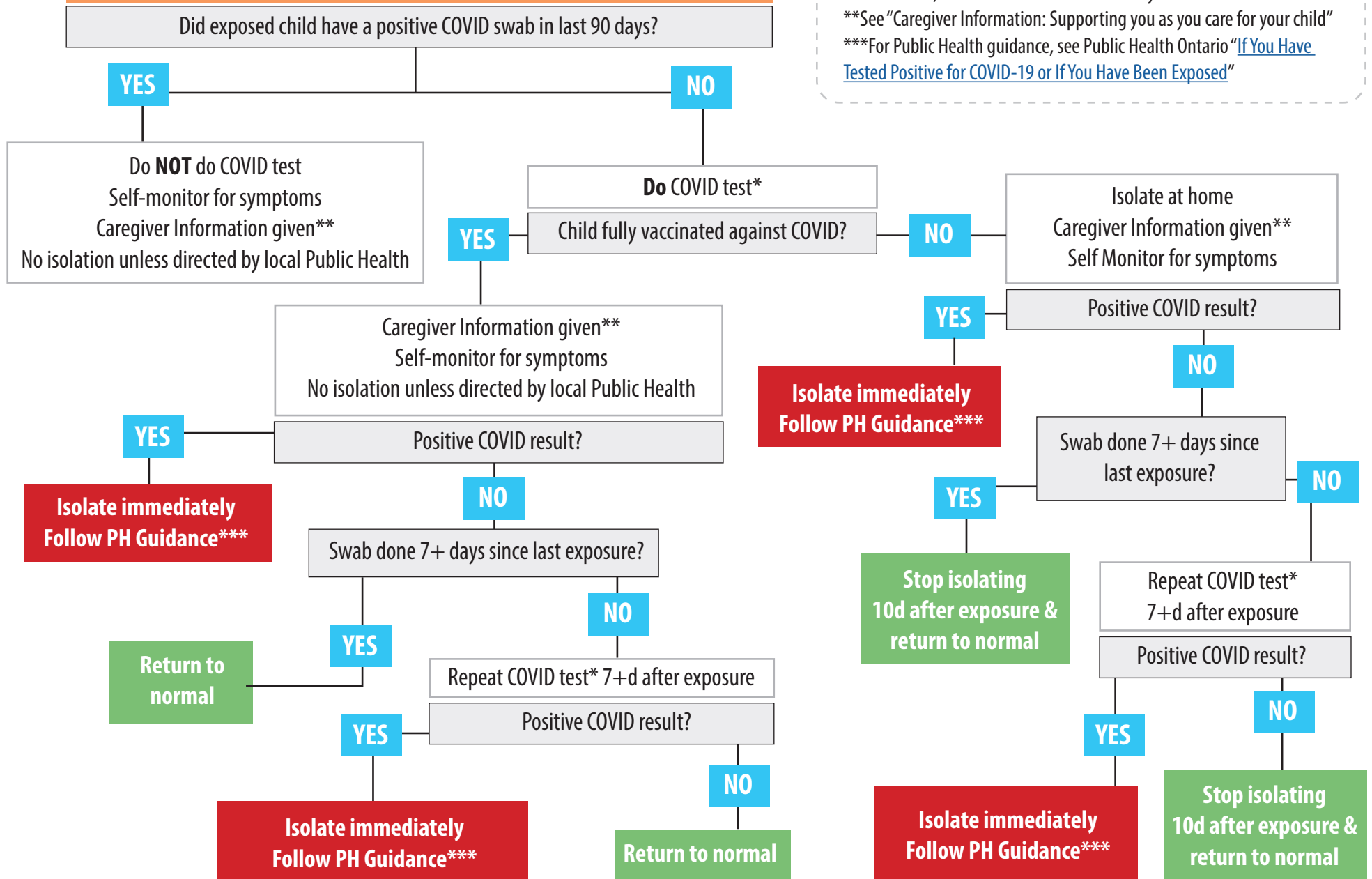


Pediatric COVID Care Pathway

ASYMPTOMATIC child with confirmed exposure to positive case

(If child becomes symptomatic see SYMPTOMATIC pathway)



*Testing available at Assessment Centres, Specimen Collection Centres, Primary Care, or Self Swabbing as part of School Pilot, if available. Rapid antigen testing NOT acceptable. Oral/buccal-nasal swabs are PREFERRED. If testing declined, and fully vaccinated, self-monitor for symptoms; if unvaccinated, child is to self-isolate for 10 days.

**See "Caregiver Information: Supporting you as you care for your child"

***For Public Health guidance, see Public Health Ontario "[If You Have Tested Positive for COVID-19 or If You Have Been Exposed](#)"

Paediatric COVID Care Pathway
SYMPTOMATIC CHILD
 (See PHO Guidance regarding symptoms)

Isolate Immediately

Child <3 mo old OR fever for 5+ days

YES

NO

Contact PC, AC, or Pediatric AC

COVID Test and assessment by HCP
 Risk stratification using Paediatric COVID-19 Assessment Tool*

"High Risk" using Paediatric COVID-19 Assessment Tool*?

YES

NO

Further assessment required by MD/NP

MD/NP Assessment available
 (in-person/virtual)?

NO

YES

Follow Paediatric COVID-19
 Assessment Tool for further risk
 stratification and consultation options

Child sent home to isolate as per PH guidelines
 Caregiver Information# given
 Plan for follow-up as needed**

Covid swab result positive?

YES

NO

Follow PH Guidance***

**When symptoms resolve,
 child returns to school/
 daycare per PH/school
 guidance*****

AC = Assessment Centre
 ED = Emergency Department
 HCP = Health Care Provider
 PC = Primary Care
 PH = Public Health

See "Caregiver Information: Supporting you as you care for your child"

*For risk stratification see Paediatric COVID-19 Assessment Tool

**Follow-up can include Primary Care, a referral to Primary Care,
 Walk-in Clinic

***Symptom resolution usually >24h for respiratory and <48h
 for gastrointestinal

Refer to ED

Refer to ED

Follow PH Guidance***

**When symptoms resolve,
 child returns to school/
 daycare per PH/school
 guidance*****

Paediatric COVID Care Pathway

HOSPITAL FLOW

Child presents to ED with respiratory/COVID symptoms

Isolate Immediately
Clinical assessment

Admit?

YES

MULTIPLEX viral test
Patient is treated in hospital
Viral results followed

NO

COVID test*
Send home with Caregiver Information#
Plan for follow-up as needed**

COVID swab result positive?

YES

Follow PH
guidance

NO

When symptoms resolve, child
returns to school/daycare per PH/
school guidance***

PH = Public Health

See "Caregiver Information: Supporting you as you care for your child"

*Consider MULTIPLEX viral test in high risk patients or per local guidelines

**Follow-up can include Primary Care MD/NP, a referral to Primary Care, Walk-in Clinic, or Paediatrician

***Symptom resolution usually >24h for respiratory and <48h for gastrointestinal

Caregiver Information

Supporting you as you care for your child



What do we expect:

It is very common to see: Congestion, stuffy or runny nose, coughing, fever, occasional vomiting or diarrhea, mild fussiness, less activity. *Most children with a virus infection, including COVID-19, get better on their own after a few days.*



What you can do at home:

Use medicine like acetaminophen or ibuprofen to help your child be more comfortable. Make sure they are drinking enough fluids.



When to worry:



Breathing

Gasping for air, unable to catch their breath, working to breath, breathing faster, heavy breathing

Drinking

Dry lips and mouth, not urinating (peeing), refusing to drink, unable to stop vomiting

Behaving

Disoriented, confused, persistently fussy/irritable, unable to wake up, seizures/convulsions, fainting


Other concerns

Pale/grey/blue skin or lips, chest pain, fever in baby <3mo old, any fever for 5+ days, worsening symptoms

GET HELP

- Call Telehealth
1-866-797-0000
- Call your Primary-Care team
- Go to an urgent care centre
- Go to an Emergency Department
- Call 911

*****If you think your child looks very sick call 911*****



More information:

COVID results: covid19results.ehealthontario.ca:4443/agree

Public Health information: www.publichealthontario.ca



Paediatric COVID-19 Assessment Tool

Triage Criteria requiring NP/MD assessment

Any **ONE** of the following “**High Risk**” criteria?

- Breathing/drinking/mental status problems
- 3-6 months old (<3mo should go to ED)
- Abnormal vitals (see below)
- Fever for 3+ days
- Parental concern
- Concurrent conditions*

*Conditions to consider (not exhaustive):
Pregnancy, cancer, obesity, diabetes, cardiac issues, respiratory issues, neurological issues, developmental concerns

YES

NO

NP/MD to assess child

Any **ONE** of the following?

- Respiratory distress/failure
- Dehydration
- Altered level of consciousness
- Fever for 5+ days
- Concerning vital signs
- Any NP/MD COVID or Non-COVID related concerns

NO

Swab for COVID-19

- Child sent home to isolate per public health guidelines
- Caregiver Guidance info given
- Plan for follow-up as needed

YES

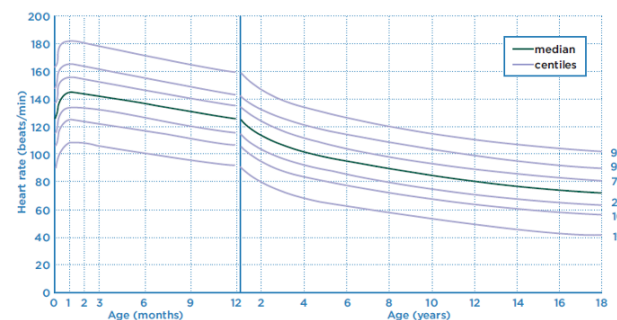
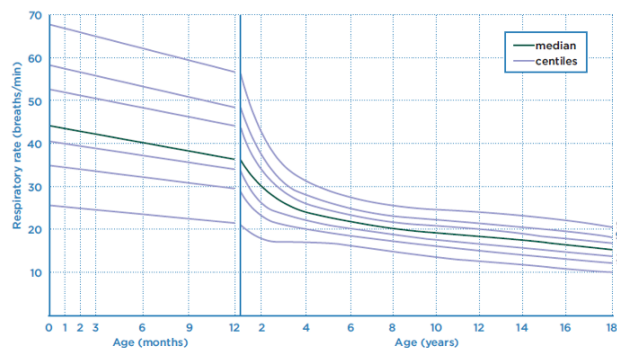
Consult/contact:

- Local Paediatrician
- Local Emergency MD
- Paediatric Specialist if needed
- Call: 911
- Pediatric Emergency**

**Ontario Health West PEDs

- Children’s Hospital of Western Ontario (LONDON)
519-685-8500 ext 52460
- McMaster Children’s Hospital (HAMILTON)
905-521-5070

Respiratory Rate & Heart Rate



Fleming (2011)